

NOTES:

TREE SPECIFICATION

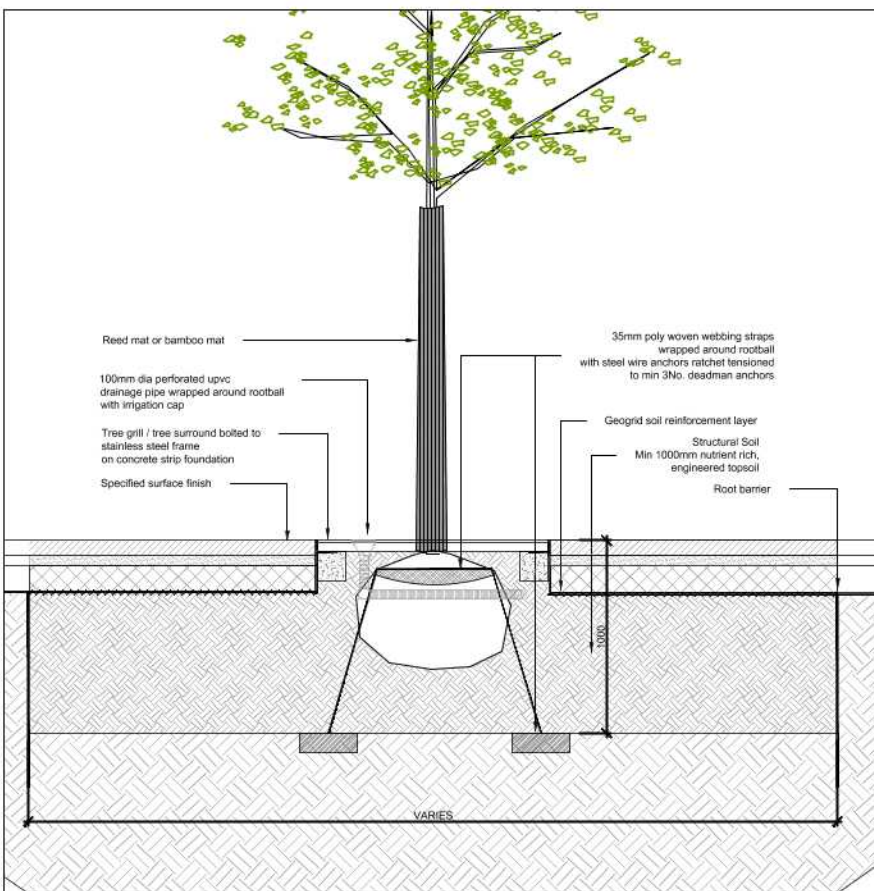
- trunk circumference to match specification @ 1.0m height from base
- clear stem to 1.8 m high minimum unless feathered or otherwise specified
- upright development, strong single leader
- bark free of damage
- free of abrasion and disease
- species specific root development fitting to age and size of the appropriate tree
- sufficient fibrous roots
- rootball fitting to the species and size of the plant
- consistent rooting

TOPSOIL

- Unless otherwise stated/agreed all topsoil is to be imported and compliant with BS3882:2015
- Min depth of topsoil for tree planting: 1000mm
- Min depth of topsoil for specimen shrub & hedge planting: 600mm
- Min depth of topsoil for shrub and general planting: 450mm
- Min depth of topsoil for grass : 150mm
- Sample of proposed topsoil and accompanying data sheet to be supplied for approval by Landscape Architect prior to delivery to site

PLANTING GENERALLY

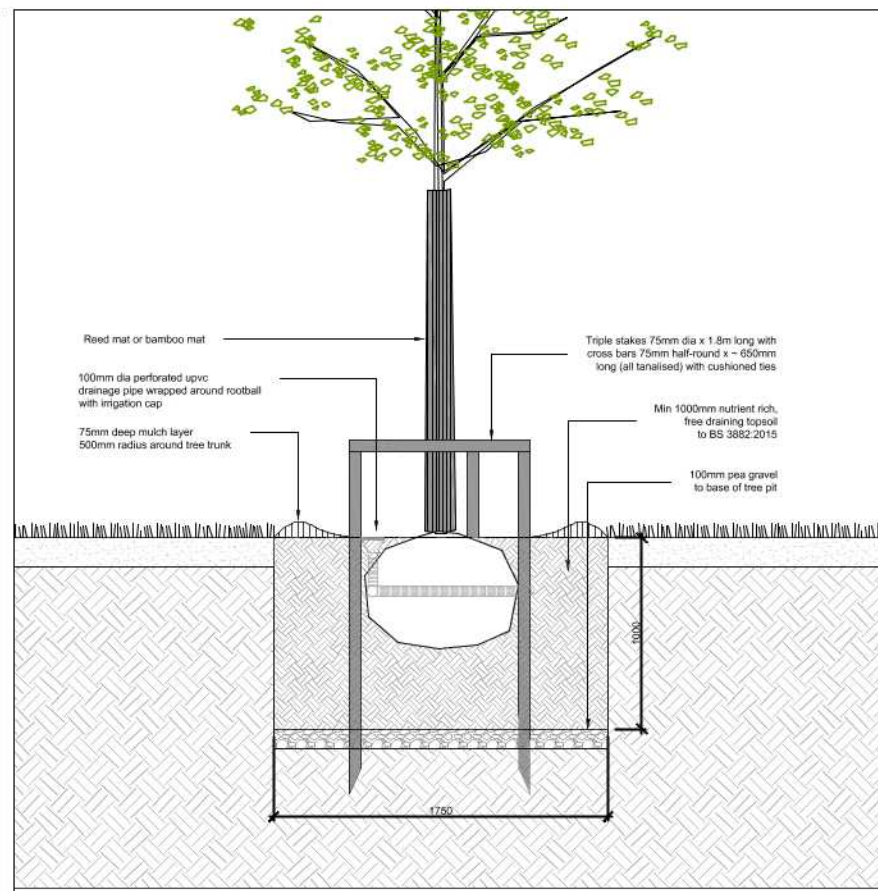
- The planting season for rootballed and bareroot stock is October to March
- All out of season tree planting to be either container grown or lifted & spring ringed the previous dormant season
- All plant and tree stock to be assembled on site for inspection and approval by Landscape Architect prior to planting
- Tree pit construction / excavation to be approved by landscape architect prior to planting



SPECIMEN TREE PLANTING - Hard Landscape

06

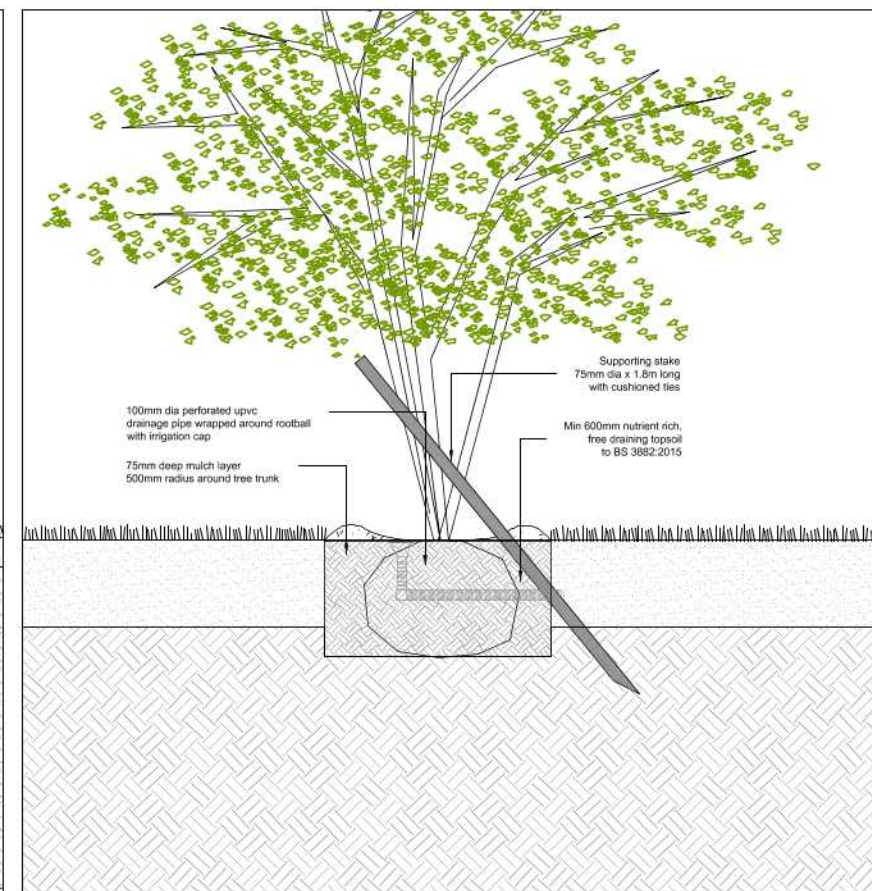
101



SPECIMEN TREE PLANTING - Soft Landscape

07

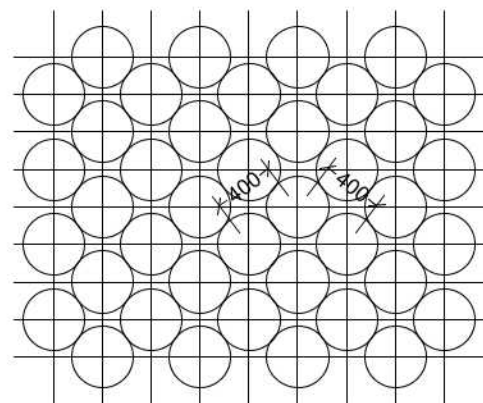
501



SMALL TREE / SPECIMEN SHRUB PLANTING

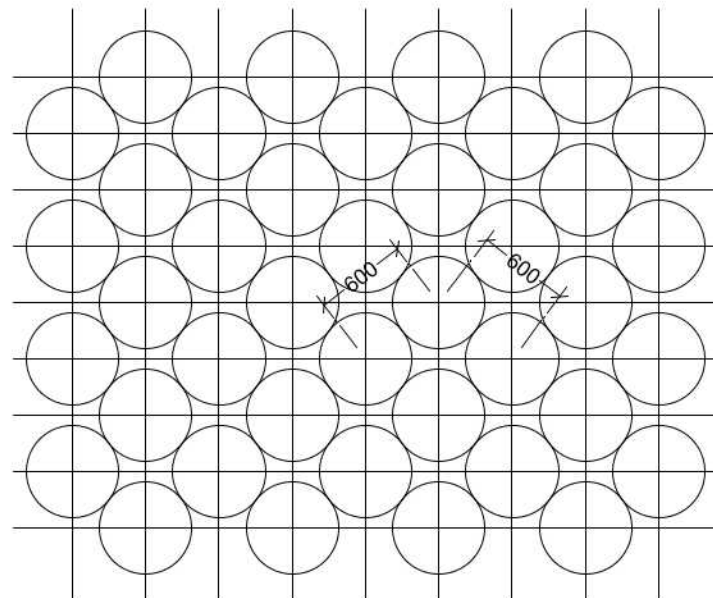
08

101



Note: Shrub and groundcover areas shall be bark mulched to a depth of 75mm. Mulch type as specified.

PLANT DETAILING
Groundcover spacing chart



Note: Shrub and groundcover areas shall be bark mulched to a depth of 75mm. Mulch type as specified.

PLANT DETAILING
Shrub spacing chart

REV	DESCRIPTION	ISSUED BY	DATE

MITCHELL + ASSOCIATES

LANDSCAPE ARCHITECTURE URBAN DESIGN
Unit 5, Woodpark, The Pines, Glenview, Dublin 9, Ireland | t: +353 1 454 5006 | m@mitchellassociates.net

PROJECT Ardesia Point Student Accommodation		
CLIENT Summex		
JOB NO. LBRE002		
DRAWING Typical Planting Detail		
DRAWING NO. 103		
DRAWN BY Brendan Vaughan	CHECKED FMCG	DATE 30 08 2019
STATUS: Planning	SCALE NTS @ A3	REVISION -

NOTES:
All dimensions are in millimeters unless otherwise stated and shall be checked and confirmed by the contractor on site. Any discrepancies shall be immediately reported to the landscape architects. Work to figured dimensions only. Do not scale from drawing. Do Not Scale. Use Figured Dimensions Only. Not for Construction Purposes unless Specifically Marked.
© THIS DRAWING IS COPYRIGHT OF MITCHELL + ASSOCIATES