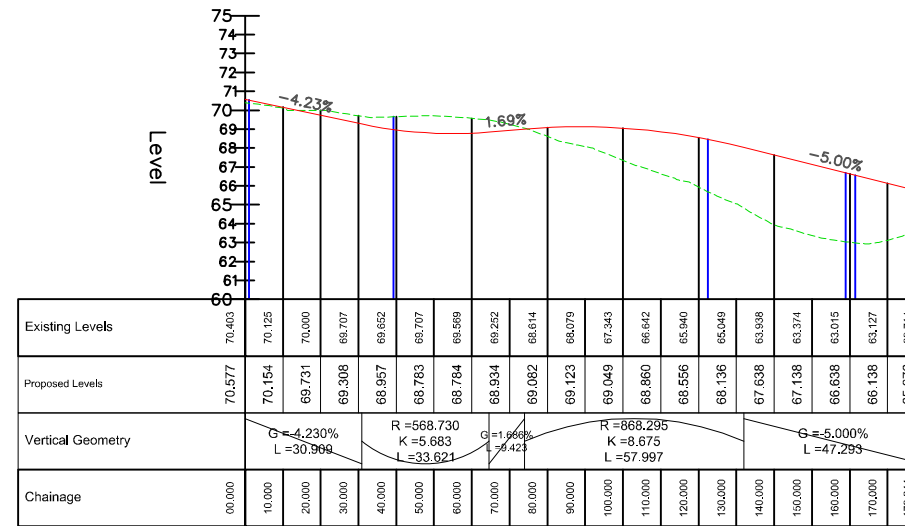


**ESTATE ROAD 6A - LONGSECTION**  
SCALE: H 1:1000,V 1:200. DATUM: 60.000

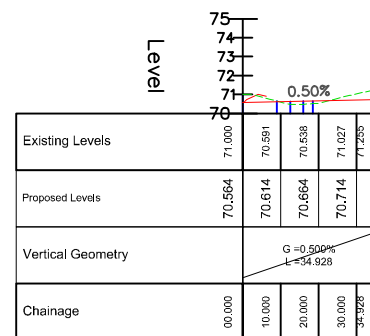


**NOTES:**

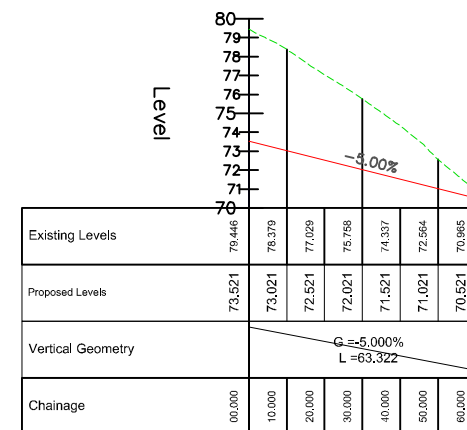
All dimensions in metres.  
Do not scale from drawing.  
For any discrepancies found please consult with design office.  
This drawing should be read in conjunction with all contract drawings, documents and specifications.

- Existing Ground
- Proposed Ground

**ESTATE ROAD 6B - LONGSECTION**  
SCALE: H 1:1000,V 1:200. DATUM: 70.000



**ESTATE ROAD 6C - LONGSECTION**  
SCALE: H 1:1000,V 1:200. DATUM: 70.000



Rev	By	Date	Description

Drawing Status: **PLANNING**  
NOT CERTIFIED FOR CONSTRUCTION

Project Title: **Longview Estates**

Drawing Title: **N6 - Road Long-Sections**

Client: **Longview Estates Ltd.**

**M.H.L & Associates Ltd.**  
Consulting Engineers

Carrig Mór House,  
10 High Street,  
Douglas Road,  
Cork

Tel: 021-4840214  
Fax: 021-4840215  
E-Mail: info@mhl.ie

Designed: SM	Drawn: SM	Checked: KM
Scale: H: 1:1000, V: 1:200 H: 1:2000, V: 1:400 @ A3	Date: Nov 2019	
Job No: 17066HD	Drawing No: LHD_N6LS_P01	Revision: 