

**NOTES:**  
 All dimensions in metres.  
 Do not scale from drawing.  
 For any discrepancies found please consult with design office.  
 This drawing should be read in conjunction with all contract drawings, documents and specifications.

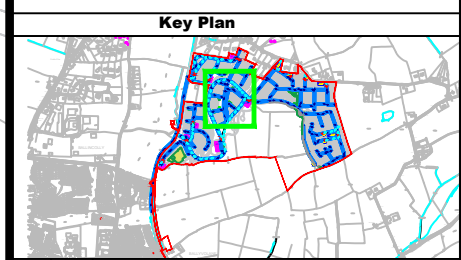
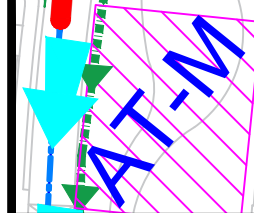
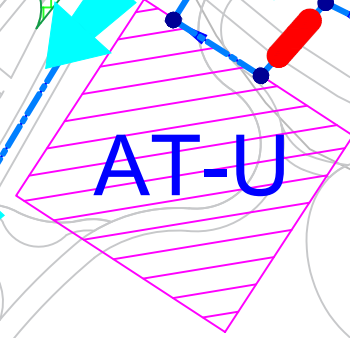
- Stormwater Sewer
- Soakpit
- Attenuation Tank
- Roof Garden
- Swales/Direction of flow. Refer to LHD\_SCD\_P08 for details.
- Permeable Paving. Refer to LHD\_SCD\_P08 for details.
- Site Boundary
- Direction of flow in the event of attenuation/infiltration failure.
- Outfall Headwalls
- Hydrocarbon Interceptor

Type 2 Swale  
 See LHD\_SCD\_P08  
 For Details

Type 3 Swale  
 See LHD\_SCD\_P08  
 For Details

Type 3 Swale  
 See LHD\_SCD\_P08  
 For Details

Earthworks Bund



Rev By	Date	Description

**Drawing Status:** PLANNING  
NOT CERTIFIED FOR CONSTRUCTION

**Project Title:** Longview Estate Development

**Drawing Title:** SuDS Plan  
 Neighbourhood 3

**Client:** Longview Estates Ltd.

**M.H.L. & Associates Ltd.**  
**Consulting Engineers**  
 Carrig Mór House,  
 10 High Street,  
 Douglas Road,  
 Cork  
 Tel: 021-4840214  
 Fax: 021-4840215  
 E-Mail: info@mhl.ie

<b>Designed:</b> SM	<b>Drawn:</b> SFM	<b>Checked:</b> KM
<b>Scale:</b> 1:1000 @A3	<b>Date:</b> Nov 2019	
<b>Job No:</b> 17066HD	<b>Drawing No:</b> LHD_SUDS_P04	<b>Revision:</b>