
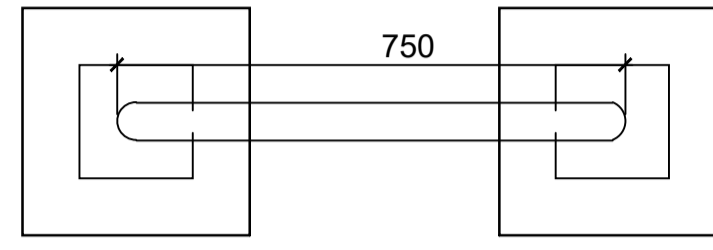
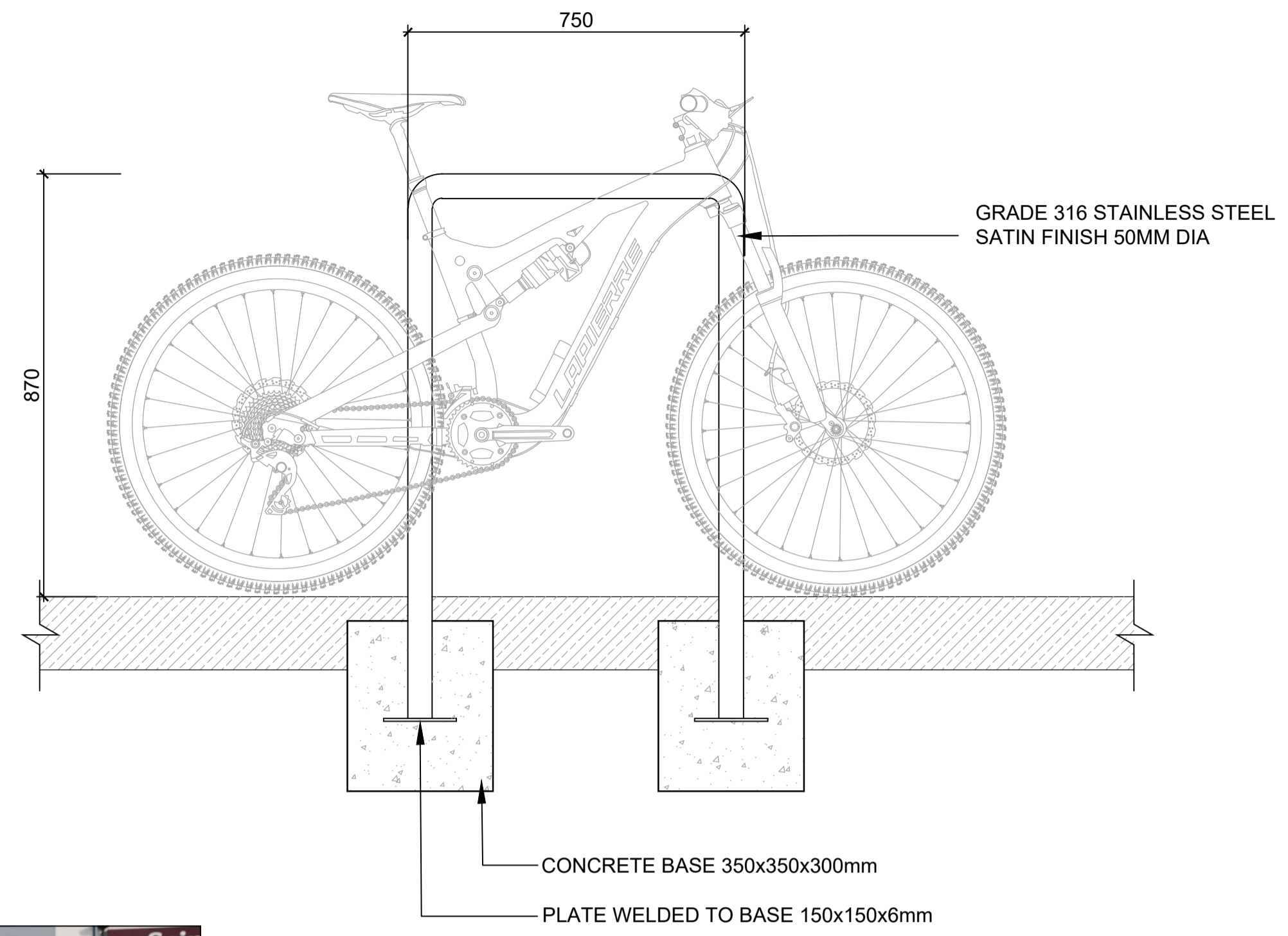


09 G1 STREET TREE GRILLE PLAN
SCALE: 1:10 @A1



10 TYPICAL SHEFFIELD STAND DETAIL
SCALE: 1:10 @A1



NOTE
ALL DIMENSIONS TO BE CHECKED ON SITE
NO DIMENSIONS TO BE SCALED FROM THIS DRAWING
THIS DRAWING IS TO BE READ IN CONJUNCTION WITH
RELEVANT CONSULTANT'S DRAWINGS
NO PART OF THIS DOCUMENT MAY BE REPRODUCED OR
TRANSMITTED IN ANY FORM OR STORED IN ANY RETRIEVAL
SYSTEM OF ANY NATURE WITHOUT THE WRITTEN PERMISSION
OF THE LANDSCAPE ARCHITECT AS COPYRIGHT HOLDER EXCEPT
AS AGREED FOR USE ON THE PROJECT FOR WHICH THE
DOCUMENT WAS ORIGINALLY ISSUED
FOR DRAWING INDEX, GENERAL NOTES, AND HEALTH AND SAFETY REFER TO DWG
L3.001

CLIENT:

CWTC Multi Family ICAV

ARCHITECTS:

HENRY J LYONS ARCHITECTS

REFERENCE: THIS DRAWING IS NOT FOR CONSTRUCTION

01	PLANNING AMENDMENTS	15.05.20
----	---------------------	----------

REVISIONS:

Job No.	13A8A	Drawn By	OGW
Dwg No.	L1-901-2	Checked By	SR
Scale	AS SHOWN @A1	Date	MAY 2020

JOB DESCRIPTION

Site	BAILEY GIBSON SITE
Project	BAILEY GIBSON
Title	LANDSCAPE DETAILS