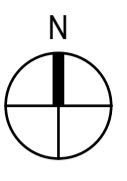


Notes:
 Do not scale from this drawing.
 Use figured dimensions only.
 All errors and omissions to be reported to the Architect.
 This drawing to be read in conjunction with relevant consultant's drawings.
 All dimensions are in millimetres and all levels are in meters to match Datum unless otherwise noted.

Contractor Design responsibility
 It is noted that there are many elements within the works that require contractor design, and will be subject to certification as part of BCAR - see Preliminary Inspection Plan for clarity on certification required.

© This drawing or design may not be reproduced without permission.

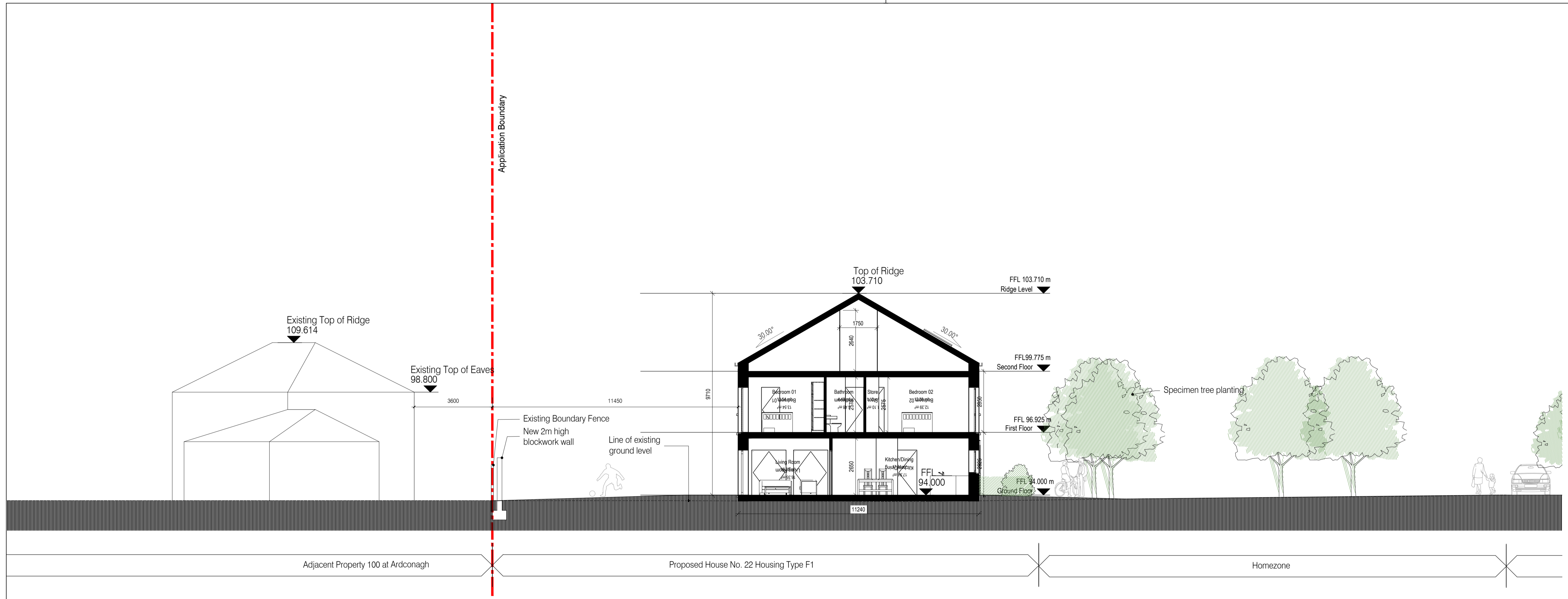
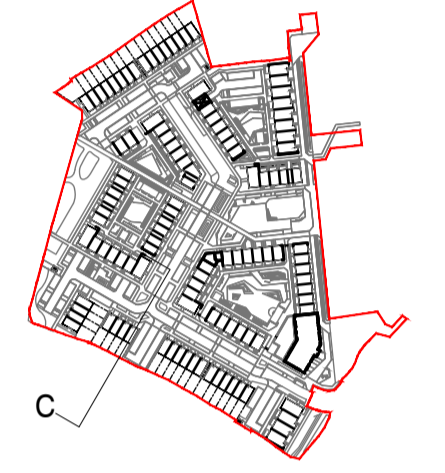


Key

— Site boundary

NOTE:
 Please refer to engineer's drawings for finished floor levels, road and site levels, drainage and attenuation details, and all site services.

Keyplan



1 DETAILED SECTION C
 Scale: 1:100

Revisions:

Rev	Description	Date	By

P-02	Issued for Planning	31-03-2021	AS
P-01	Issued for Planning	26-03-2021	AS

Project:
Devoy Barracks, Naas, Co. Kildare

Client:
Land Development Agency

Title:
Proposed Detailed Sections - Sheet 2

Drawing / Document Name:
2569 DEV-COA-00-ZZ-DR-A- 0518

Suitability Status: Code - Description Revision:
S4 for Stage Approval P-02

Scale @ A1 Drawn: Checked: Date:
 1:100 Anthony Stafford William Gleeson 11/03/2021

